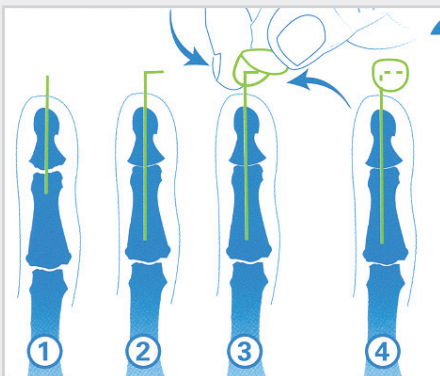


Preventing 'Needle Stick' Injuries for Patients and Staff


- The ChiroKlip is a powerful self-fixing disposable device developed in the UK that solves the perennial problem of protecting the protruding ends of K-wires
- The butterfly shaped clip is simple to use and protects the exposed end of the K-wire without using old fashioned and inefficient corks or strapping, or complicated instrumentation
- The single use ChiroKlip also helps in the removal of wires by allowing an excellent purchase on the wire
- ChiroKlip has been proven in clinical trials and is widely used within UK hospitals
- Available in easy to use boxes of 25 packs, with each pack containing 2 gamma sterilised ChiroKlips
- **10% Discount applied on orders of 10+ boxes. Please quote ref CKLIP01 when placing your order.**

Manufactured by:

 synerception
SOLUTIONS IN MEDICAL TECHNOLOGY



Simple application technique with improved adhesive backing for even easier removal



Ordering the ChiroKlip

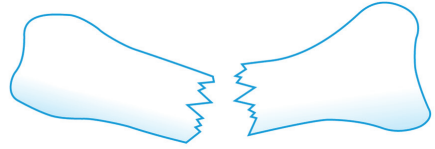
Cat No.	Description
ChiroKlip	ChiroKlip, Sterile, 1 box (50 per box)

Larger quantity discounts available

How to use the ChiroKlip®


1

Fracture not reduced



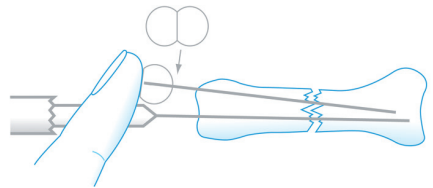
2

Fracture reduced. K-wires introduced, position visually checked



3

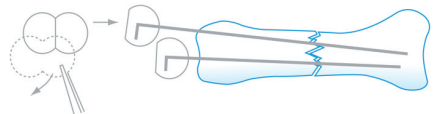
K-wires passed across fracture site. Sharp end of first wire covered with ChiroKlip, sticky surface still covered with backing paper, to avoid 'sharps' injury



If first wire needs readjusting the wire is still straight and can be drilled again by simply removing temporary ChiroKlip cover

4

K-wires satisfactory on x-rays, wires bent, backing paper removed and ChiroKlip rigidly stuck onto wire



OSTEOTEC

Osteotec Limited

9 Silver Business Park, Airfield Way, Christchurch, Dorset, BH23 3TA

Tel: +44 (0)1202 487 885 Fax: +44 (0)1202 487 886

Web: www.osteotec.co.uk Email: sales@osteotec.co.uk

Issue 2 04/2016